

Lesson 2 – To Pat or Not to Pat, That is the Question

Explain to the children that in this activity, they will look at situations in which dogs might bite.

Materials

Dogs Can Bite cards, mounted and laminated

Procedure


1. Review the prior discussion of body language with students.
2. Ask if anyone has ever been frightened by a dog. What happened? Were they bitten? Why do they think that the dog responded that way? Did they know that the dog was going to bite them? How did they know? Did the dog "talk" to them first?
3. Show the children the stack of **Dogs Can Bite** pictures. Have the children put on their imaginary detective hats and figure out which dog might bite and why or why not.

Picture


Behavior explanation

- | | |
|------------------------|---|
| A. Dog eating | The dog could bite because she or he is protecting its food. |
| B. Dog sitting up | The dog looks happy. If the dog is not your pet, be sure to ask the owner if it is okay, then gently allow the dog to sniff your hand first. |
| C. Mother dog | She will protect her puppies. This is not a good time to approach. |
| D. Dog with bone | The dog will protect its bone exactly as it would protect family and territory. |
| E. Dog in play posture | The dog does look happy, however, a wagging tail does not always mean that the dog is happy.
Remember: always ask the owner if it is okay to pat the dog. |
| F. Dog in car | This dog is protecting his territory; he thinks it's his dog house on wheels. |


4. Remind students that any unfamiliar dog may bite, just as a human stranger could pose a threat.




Yes No




Yes No




Yes No



Yes No



Yes No



Yes No

Lesson 3 – How to Avoid a Dog Bite

Materials

Teacher Information page **How to Avoid Being Bitten by a Dog**
Is It Safe to Pet the Dog? skills development page

Procedure

1. See if, in discussion, the children can identify what they must do when they meet a dog that seems insecure or unfriendly. Provide them with the information below.
2. After doing the above, as a review, give the children the **Is it Safe to Pet the Dog?** skills development page. Ask them to circle the correct answer (whether or not it is safe to approach this dog) and color the sheet.

How to Avoid Being Bitten by a Dog

A. When an individual comes across a dog that seems insecure or unfriendly, it is best to remember the following advice:

- Do not run away. Turn sideways, then stand completely still.
- Do not look the dog directly in the eyes. The dog may perceive this as a threat.
- Do not make sudden movements or yell at the dog. This will only excite him.
- Back away from the dog slowly, never turning your back. The dog will probably calm down once you leave his territory.
- If the dog remains provoked and is aggressive, climb onto something, i.e., a car or a fence. Do this swiftly, but without too much noise or commotion. Wait for the dog to calm down before moving again.

B. When meeting a dog accompanied by his owner, always ask if the dog is friendly and ask permission to pat him. Before stroking the dog, allow him to smell the back of your hand.

C. Dogs in cars are very protective. It is always best to leave them alone.

D. Animals may snap if bothered while eating. It is best to leave them alone until they have finished.


E. Injured animals are usually defensive and may be dangerous. An adult should be called to help the animal. A veterinarian or an animal hospital should then be called for assistance.

F. If you've been bitten by a dog, see a doctor immediately. Report the incident to the police or the local animal control officer. Try to remember the location of the incident and the description of the dog.

Is It Safe To Pet the Dog?




Yes No




Yes No




Yes No



Yes No



Yes No



Yes No